



# TimePilot Times

TimePilot newsletter No. 43, September 2015



## TimePilot Q&A

**Q. The best locations for our Vetro clocks aren't near power outlets. Do you have any solutions?**

A. Yes, if you're putting the Vetro clocks on your network. We have an accessory, the Vetro Power Over Ethernet Kit, that will send the power the Vetro needs to operate over your network cable. The kits are \$29 each and are easy to install. The kit is available at [www.TimePilot.com](http://www.TimePilot.com).

**Q. I'm thinking about using a tablet with my TimePilot system. Can this be done?**

A. Probably. It depends upon the operating system that's used by the tablet. Here's a rundown:

- Apple iPad: You can use our iPhone app.
- Android tablet: You can use our Android app.
- Windows tablet: If your tablet runs Windows 10, Windows 8 or Windows 7, you can use TimePilot PC; our software will not run on a tablet running Windows RT.

*Continued on next page*



## Time Trivia

**More work:** After a century of steady decline in annual hours worked—from about 3,000 in 1870 to about 1,900 in 1973—this trend came to an abrupt end. From 1973 to 2006, the average American worker added 180 more hours to their annual working schedule.

*Source: The Atlantic*

### Sleep facts:

- For most of human history, people slept each night for about four hours, were awake for one or two, and went back to sleep for another four.
- People wake up an average of 9.3 times per night.
- The widespread use of fitness wristbands that monitor sleep patterns is giving researchers a vast database to work with. Among their findings are that males in their 40s get less sleep than anyone else; around the world, people sleep more in winter than in summer; and the longest average duration of sleep comes on the weekend after New Year's Day.

*Source: Fortune Magazine*



## TimePilot Lead Story

### TimePilot Best Practices

# Pay period's over; now what?

*(Adapted from the TimePilot Help files that are available in the "Help" menu in the TimePilot Central software and on the TimePilot web site.)*

**You've set up** your clocks and your software, assigned your employees their iButtons and started collecting their clock-ins and clock-outs. Now the pay period has ended and it's time to collect your data and get it ready for payroll. This is where the TimePilot software really shines.

**Here's how it works:** When your pay period has ended and it's time to process your payroll, you use TimePilot Central to take, or "extract," all the transactions that occurred during that time and place them in a separate file (database).

The process of extracting not only moves the transactions that occurred during this pay period into a new database, it also copies your current employee profiles, pay types, etc. into the this database. **This "snapshot" preserves** your setup information so that when you review this pay period in the future it will reflect the way things were at that time, and not show any changes made since then.

Once you've extracted the transactions and have them open in TimePilot Central, you'll make any corrections that weren't made during the pay period—if, for instance, an employee forgot to clock in—and add vacations, holidays, etc., **to create a complete record** of each employee's workweek. (Tip: You can tell you're viewing an extracted pay period by the yellow bar across the top of the transactions; if you're looking at Current (unextracted) Transactions, the bar will be green.)

*Continued on next page*



## Monthly Deal

This month's special offer to our newsletter readers:

### 25% off iButtons!

Choose your color, choose your quantity!

- 5 iButtons: \$30 (regularly \$39.50)
- 10 iButtons: \$44 (reg. \$59)
- 30 iButtons: \$119 (reg. \$159)
- 50 iButtons: \$187 (reg. \$249)
- 100 iButtons: \$337 (reg. \$449)
- 200 iButtons: \$536 (reg. \$715)



These prices are available for a limited time. To learn more, visit [www.TimePilot.com/Newsletter/Newsletter4.htm](http://www.TimePilot.com/Newsletter/Newsletter4.htm) or call us at 1-630-879-6400.

**TimePilot Corporation**  
340 McKee St.  
Batavia, IL 60510

**Phone: 630-879-6400**  
**E-mail: [Info@TimePilot.com](mailto:Info@TimePilot.com)**  
**Web site: <http://www.TimePilot.com>**

## TimePilot Lead Story

Continued from previous page

Then you can create and print reports for further review. For more, see our our August newsletter article on Reports. You can choose from six different print formats: Crystal Reports (.rpt), Adobe Acrobat (.pdf), Microsoft Excel (.xls), Microsoft Excel Data Only (.xls), Microsoft Word (.doc), or Rich Text Format (.rtf).

Optionally, **you can "export" the file** to your payroll service or accounting software. For a list of supported services and software, see [www.TimePilot.com](http://www.TimePilot.com).

Note: You can also export your data to a spreadsheet (.xls format,

commonly used by Microsoft Excel) or word processing document (.doc, commonly used by Microsoft Word, or .rtf, Rich Text Format).



### Cool Stuff

Every once in a while, our employees come across "cool stuff." This is where they share their finds.

## Chamberlain MyQ Internet Garage Door Opener Kit

Did you ever drive off with your garage door open? Or after a half-hour wonder if you had closed the door? Chamberlain, a major garage door manufacturer, offers a kit that will allow you to see on your smartphone whether your garage door is open or closed. And you can close it or open it with a tap on your phone.



Many of their newer openers have this built in, but if yours doesn't, you'll need the kit. It's \$93.74 at Amazon.



### TimePilot Q&A

Continued from previous page

#### Q. Can I install the TimePilot Central software on more than one computer at a time?

A. Yes. You may have TimePilot Central installed on more than one computer as long as both computers have access to your TimePilot database.

If your database resides on your server, simply install TimePilot Central on the second computer, choose "Open an Existing Database" during the setup and point it to that location.

If you keep the database on the same PC as the original installation of TimePilot Central, you'll need to share the folder where it's located with the second PC.

To find the current location of your database, open our software and click Help > About and take note of the Data Path. The default location is directly on your C: Drive in a folder called tpData.

#### Q. Do you have any way of archiving past pay periods?

A. Actually, if you're using the system as directed—extracting your pay periods as described in this newsletter's Lead Story—you're already archiving them. When you extract a pay period, its clock-in and clock-out data, plus all of your settings that were in effect during the pay period, are moved into a separate file. You can store your extracted pay periods on a CD, DVD, USB drive or a cloud service like Dropbox or Microsoft OneDrive.

## The process, step by step

1

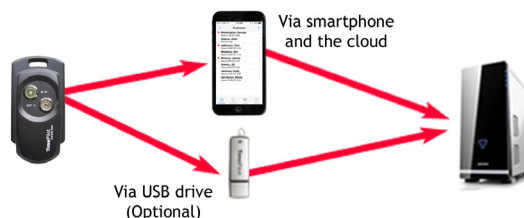
Employees clock in and out



2

Collect time data and transfer to PC or server

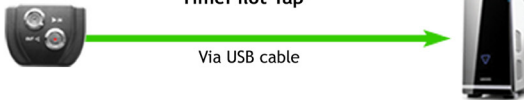
TimePilot Extreme Blue Enhanced



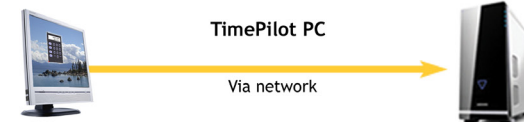
TimePilot Vetro



TimePilot Tap\*

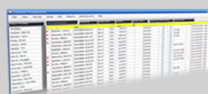


TimePilot PC



3


Extract the pay period in TimePilot Central



Yellow bar across top of transactions indicates an extracted pay period.

4

Make corrections (if needed) in TimePilot Central and print reports



5

Optional:  
Export data to payroll program or service